

UKRAINE COVID-19 DAILY SITUATION REPORT

January 23, 2022; 09:00



МІНІСТЕРСТВО
ОХОРОНИ
ЗДОРОВ'Я
УКРАЇНИ



ЦЕНТР
ГРОМАДСЬКОГО
ЗДОРОВ'Я


Dr. Jarno Habicht
WHO Representative
Kyiv, 04071, Ukraine
+38 044 428 55 55
<http://www.euro.who.int/en/countries/ukraine>

Dr. Victor Liashko
Minister of Health
Kyiv 01601, Ukraine
Tel.: +380 44 200 0790
<http://www.moz.gov.ua>

Public Health Center of the
Ministry of Health of Ukraine
Kyiv, 04071, Ukraine
Yaroslavskaya st., 41
Tel.: +380 44 425 43 54
phc.org.ua
covid2019@phc.org.ua



CONFIRMED
3 857 455 (+15 444)

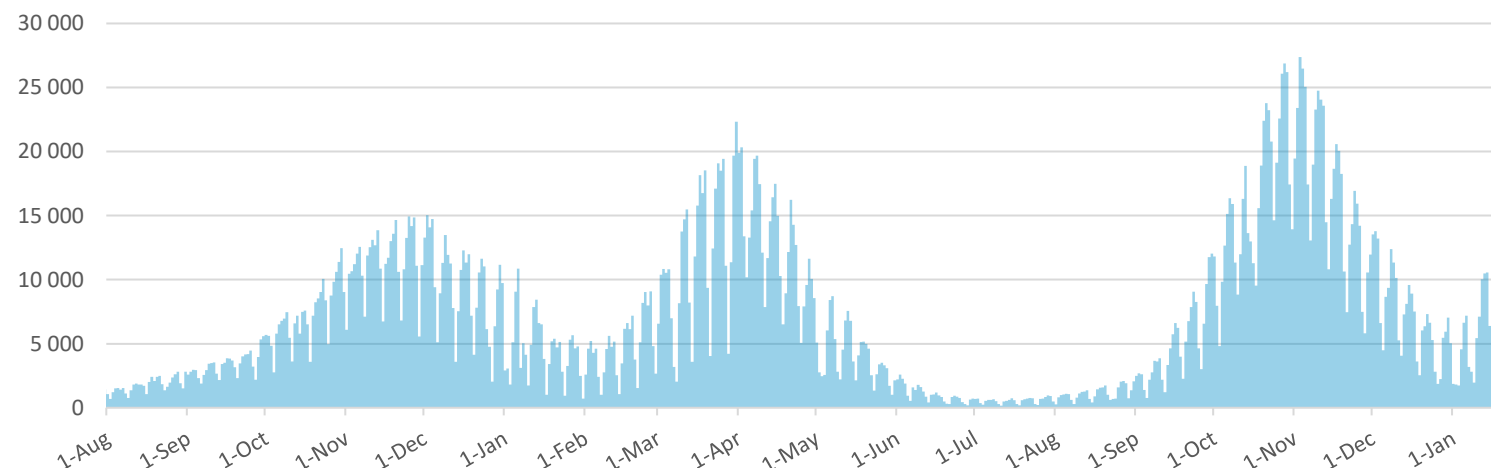


DEATHS
99 215 (+86)



RECOVERED
3 582 908 (+2 030)

Confirmed cases by the date of reporting



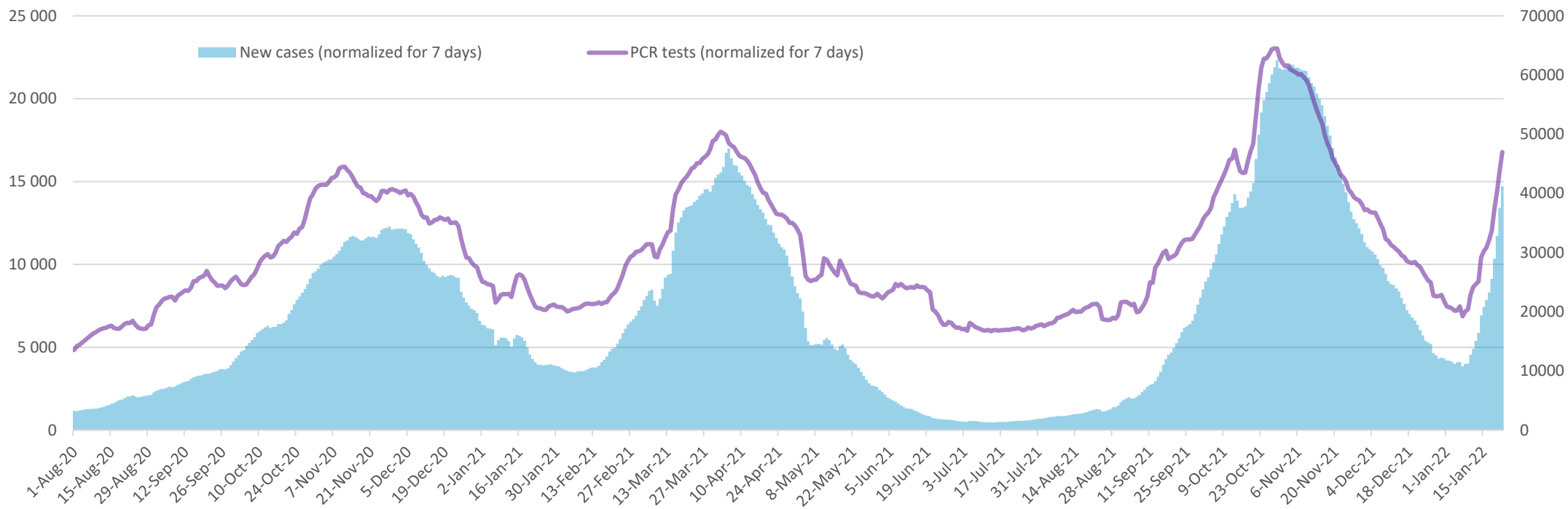
Top-5 regions by cases in last 30 days

| Region | Cases | % |
|-----------------|---------|-------|
| Kyiv city | 25 361 | 11,8% |
| Lviv | 19 662 | 9,1% |
| Ivano-Frankivsk | 19 130 | 8,9% |
| Kharkiv | 12 925 | 6,0% |
| Sumy | 11 368 | 5,3% |
| Others | 126 695 | 58,9% |

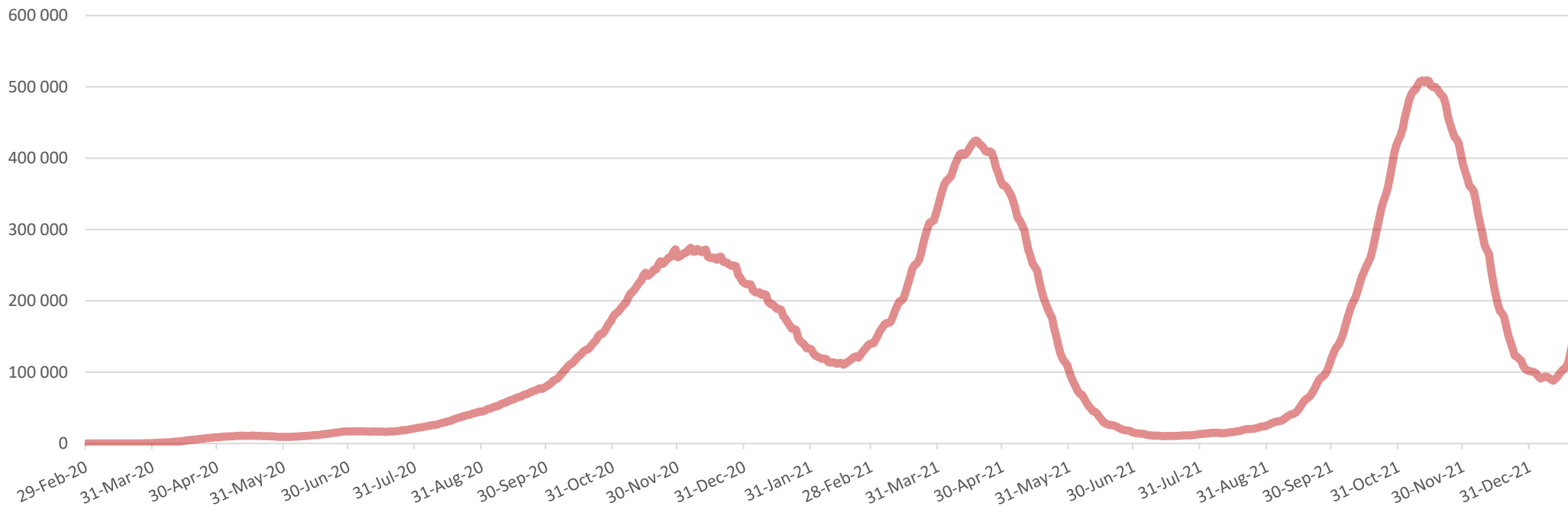
General information

Data source used in this daily situation report is provided
by the [Ministry of Health of Ukraine](#)
and by [the Public Health Center of the Ministry of Health of Ukraine](#).

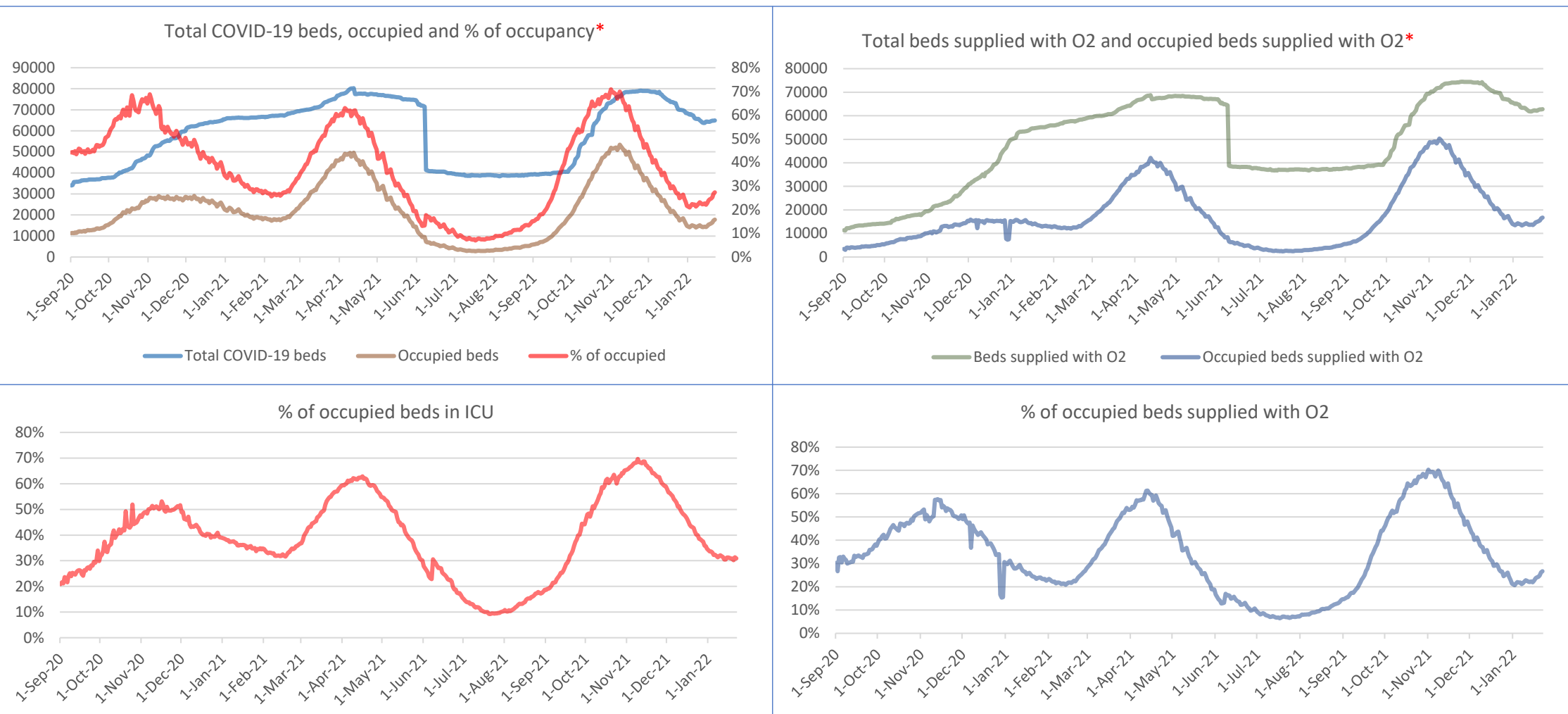
Comparison of number of daily confirmed cases and daily PCR tests (normalized for 7 days)



Trend in a total number of active cases



Selected indicators showing hospitalization trends



Regions with highest increase and general information

Current regions with highest share of occupied beds supplied with oxygen:

- Ivano-Frankivsk region – 54.3%
- Chernivtsi region – 46.3%

Share of beds occupied by suspected and confirmed cases in the same regions:

- Ivano-Frankivsk region – 57.1%
- Chernivtsi region – 45.9%

Share of beds occupied in ICU:

- Ivano-Frankivsk region – 59.1%
- Chernivtsi region – 48.6%

Detailed information on hospital needs, bed occupancy, access to oxygen and other related issues you can find on [the dashboard via this link](#).

Information represented in the dashboard is provided by the Ministry of Health of Ukraine.

*a dropdown in the number of total COVID-19 beds and beds supplied with oxygen in June is due to the decision to reduce the number of COVID-19 designated hospitals.

Indicators for COVID-19 epidemic process in Ukraine

| Region | Past 7-day cumulative cases | Past 7-day incidence | % change of 7-day cumulative incidence* | Past 14-days cumulative cases | Past 14-day incidence | % change of 14-day cumulative incidence* | Mortality per 100 000 population | Active cases | Active cases per 100 000 population |
|-----------------|-----------------------------|----------------------|---|-------------------------------|-----------------------|--|----------------------------------|----------------|-------------------------------------|
| Kyiv city | 8 014 | 270,3 | 23,1% | 14 526 | 489,9 | 25,7% | 284,6 | 13 701 | 462,1 |
| Vinnitsya | 4 758 | 309,1 | 87,7% | 7 293 | 473,8 | 94,1% | 213,9 | 7 930 | 515,2 |
| Volyn | 1 831 | 177,7 | 157,5% | 2 542 | 246,8 | 146,1% | 216,7 | 2 721 | 264,1 |
| Dnipropetrovsk | 3 304 | 104,4 | 90,2% | 5 041 | 159,3 | 81,1% | 287,3 | 5 347 | 169,0 |
| Donetsk | 3 141 | 167,2 | 91,1% | 4 785 | 254,8 | 84,3% | 280,2 | 4 062 | 216,3 |
| Zhytomyr | 3 700 | 307,4 | 163,3% | 5 105 | 424,1 | 118,9% | 276,6 | 5 641 | 468,7 |
| Zakarpattia | 2 687 | 214,5 | 84,3% | 4 145 | 330,9 | 80,5% | 200,8 | 5 650 | 451,0 |
| Zaporizhia | 1 310 | 78,0 | 45,6% | 2 210 | 131,6 | 51,4% | 325,1 | 2 185 | 130,1 |
| Ivano-Frankivsk | 11 899 | 871,5 | 154,1% | 16 581 | 1214,4 | 172,1% | 233,9 | 18 812 | 1377,8 |
| Kyiv oblast | 3 293 | 184,8 | 59,9% | 5 352 | 300,4 | 60,5% | 269,3 | 5 987 | 336,0 |
| Kirovograd | 641 | 69,1 | 37,6% | 1 107 | 119,3 | 35,0% | 174,7 | 1 754 | 189,0 |
| Luhansk | 1 240 | 184,4 | 113,1% | 1 822 | 271,0 | 96,8% | 335,1 | 2 048 | 304,6 |
| Lviv | 11 572 | 461,6 | 159,2% | 16 036 | 639,7 | 153,8% | 245,3 | 18 336 | 731,5 |
| Mykolaiv | 1 427 | 127,9 | 52,3% | 2 364 | 211,9 | 55,9% | 302,5 | 2 292 | 205,4 |
| Odesa | 4 975 | 209,6 | 108,9% | 7 356 | 309,9 | 100,3% | 239,5 | 11 708 | 493,2 |
| Poltava | 3 018 | 218,5 | 31,6% | 5 311 | 384,5 | 47,7% | 283,7 | 5 356 | 387,7 |
| Rivne | 3 699 | 321,3 | 142,9% | 5 222 | 453,6 | 134,2% | 203,3 | 5 215 | 453,0 |
| Sumy | 6 552 | 616,4 | 136,2% | 9 326 | 877,3 | 140,1% | 276,2 | 9 874 | 928,9 |
| Ternopil | 5 148 | 497,0 | 156,2% | 7 157 | 690,9 | 136,2% | 213,0 | 7 372 | 711,7 |
| Kharkiv | 6 245 | 235,7 | 74,3% | 9 827 | 370,9 | 82,3% | 246,9 | 13 585 | 512,7 |
| Kherson | 1 443 | 140,9 | 110,7% | 2 128 | 207,8 | 88,7% | 267,9 | 2 477 | 241,9 |
| Khmelnitsky | 4 756 | 380,2 | 126,7% | 6 854 | 548,0 | 112,0% | 275,3 | 8 120 | 649,2 |
| Cherkasy | 1 917 | 161,5 | 35,1% | 3 336 | 281,1 | 42,4% | 231,1 | 4 469 | 376,5 |
| Chernivtsi | 4 481 | 498,0 | 124,4% | 6 478 | 720,0 | 139,7% | 342,9 | 6 909 | 767,9 |
| Chernihiv | 1 946 | 197,3 | 71,9% | 3 078 | 312,1 | 63,2% | 259,8 | 3 781 | 383,4 |
| Ukraine | 102 997 | 270,4 | 87,0% | 154 982 | 406,9 | 86,3% | 260,5 | 175 332 | 460,4 |

**(Current 14/7-day cumulative incidence – 14/7-day cumulative incidence one week ago) / 14/7-day incidence one week ago.*

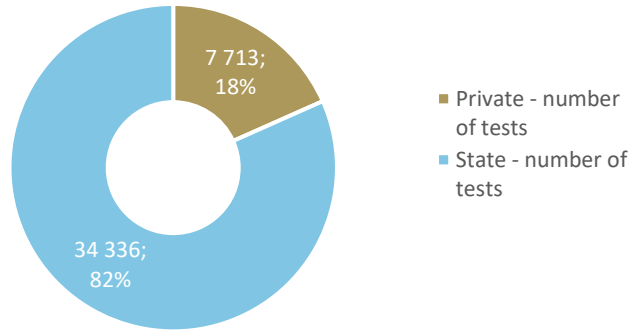
Green – decline in % change.

Yellow – slight increase (from 0% to 20%).

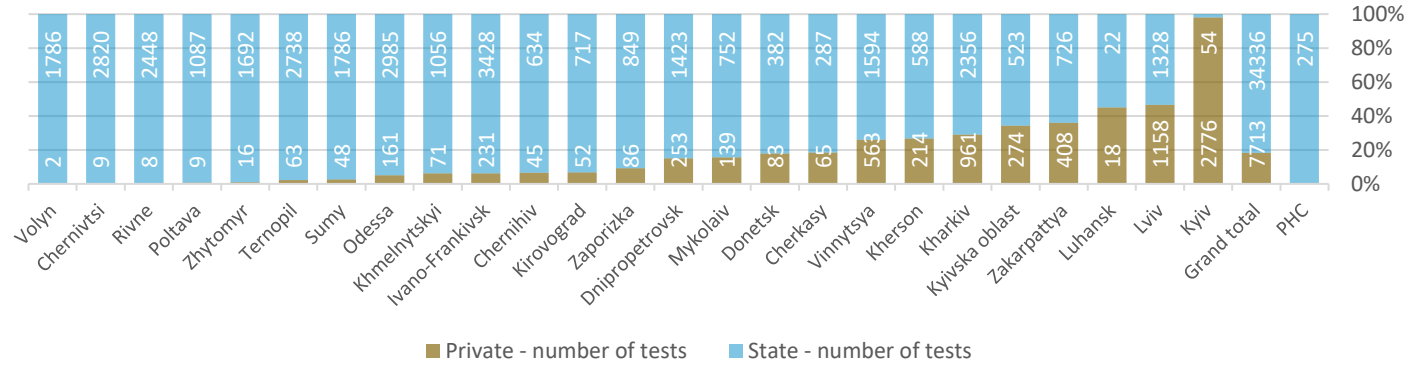
Red – significant increase (higher than 20%).

Daily information about testing in regions (as of January 23; 09:00)

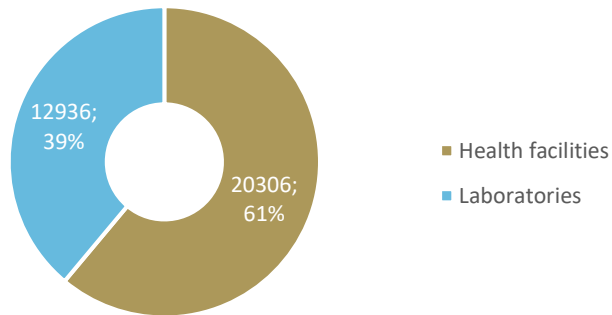
PCR tests done in private and state labs



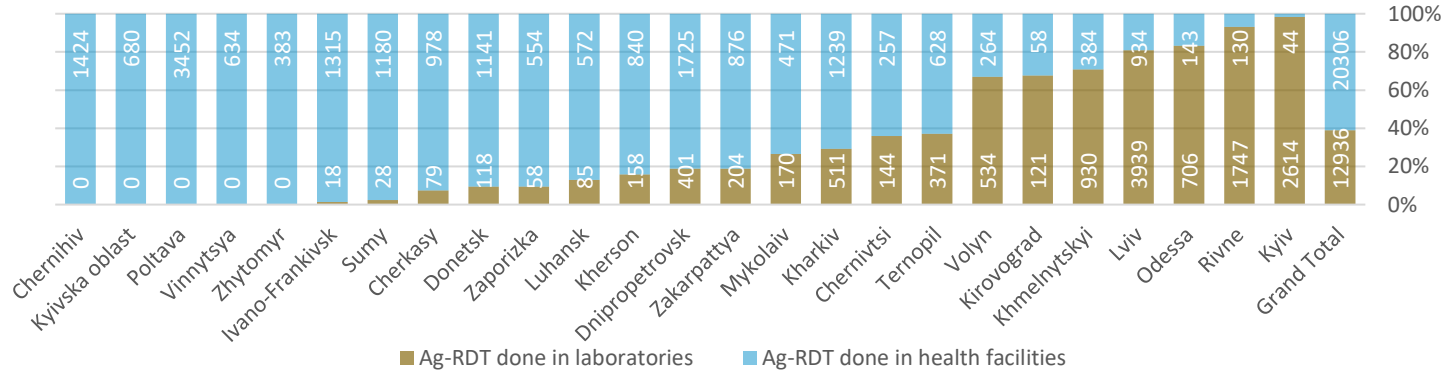
Share of PCR tests done in private and state labs



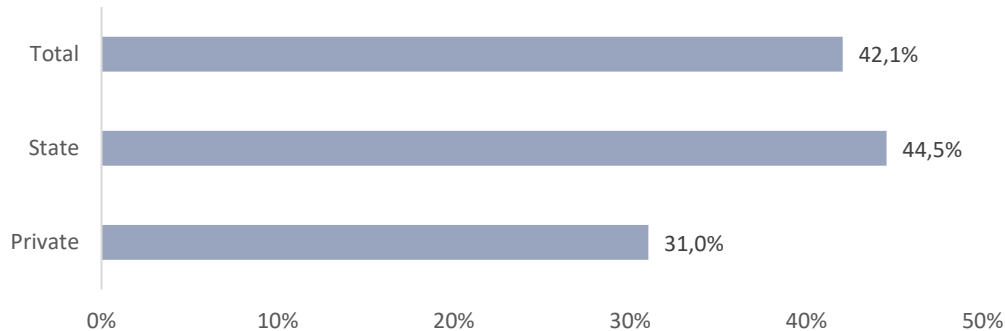
Ag-RDT done in laboratories and health facilities



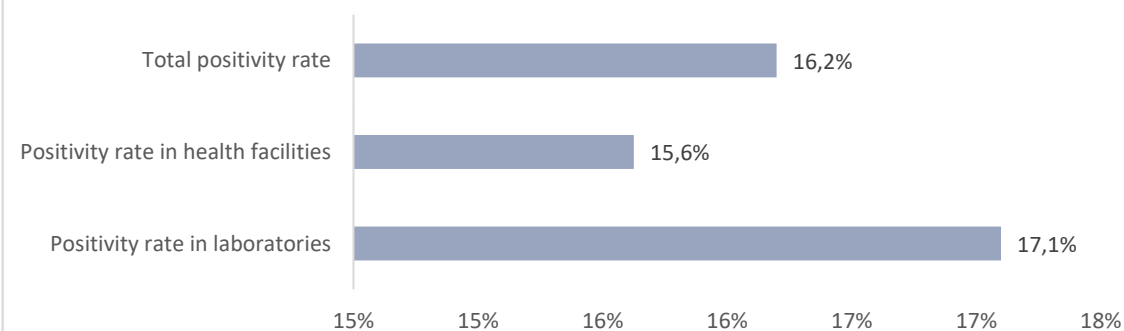
Share of Ag-RDT done in health facilities and laboratories



Daily positivity rate (PCR) in private and state labs



Daily positivity rate (Ag-RDT) in laboratories and health facilities

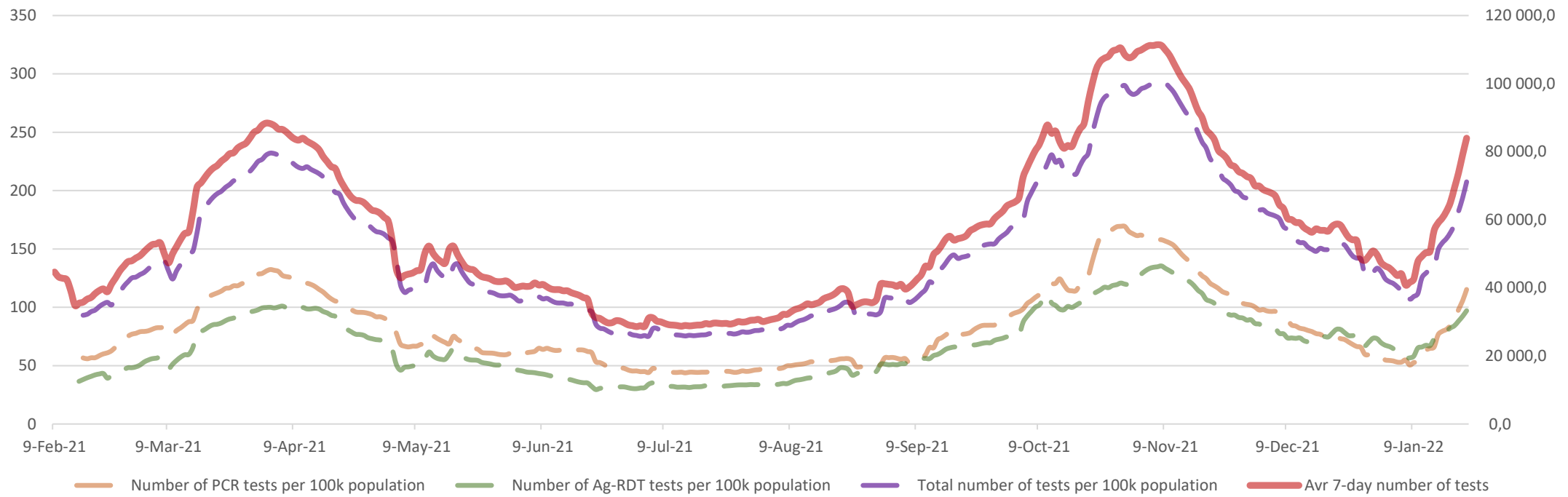


Total number of tests:

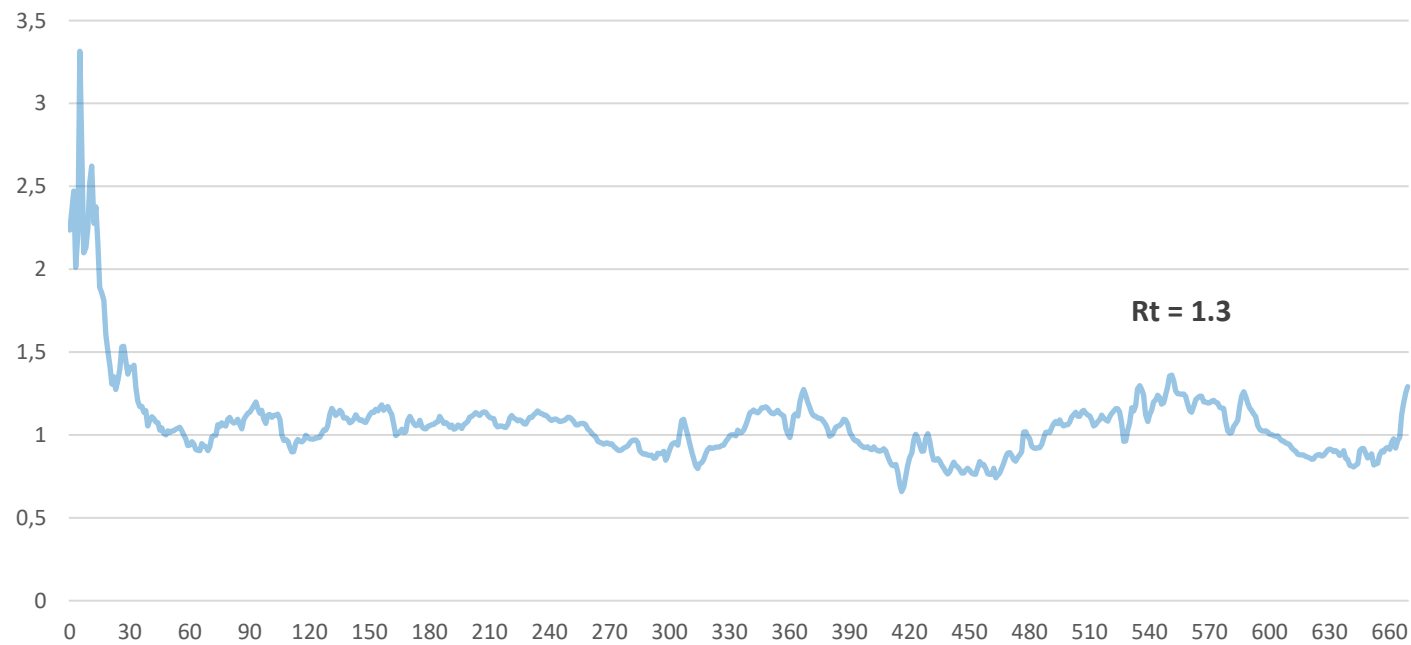
PCR: 17 497 199

Ag-RDT: 9 110 581

Number of tests per 100,000 population (averaged for 7 days)



Estimated median reproduction number based on date of reporting (7 day moving average)



Relevant links

- [Vaccination in Ukraine](#)
- [WHO Euro Regional interactive dashboard](#) (English)
- [WHO Euro Regional interactive dashboard](#) (Russian)
- [Daily situation report](#)
- [Updated WHO advice for international travel](#)
- [WHO global interactive dashboard](#)
- [Public Health Center of the MoH](#)
- [Coronavirus in Ukraine](#)